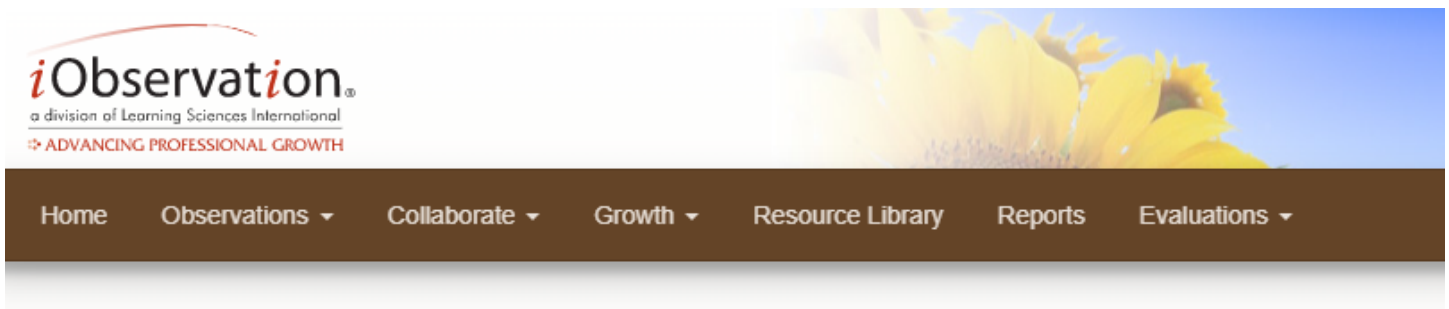


How do I print my iObservation?

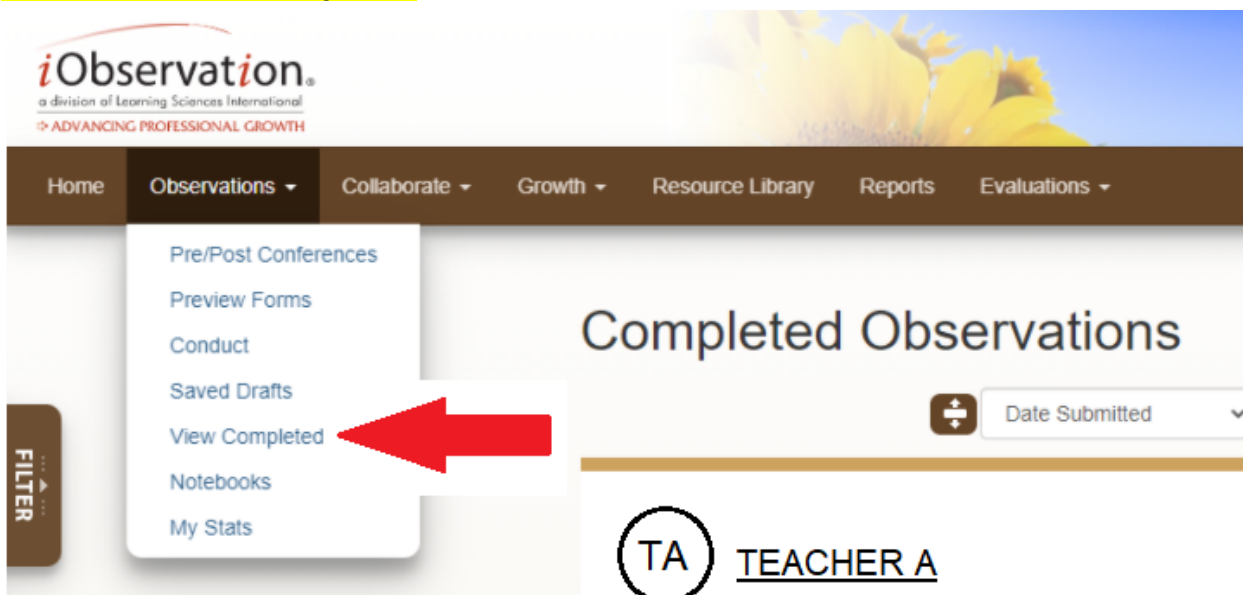
1. Log into iObservation



2. Click on Observations



3. Click on View Completed



4. Find the observation you want to print and click on View.

Completed Observations


Search [Clear Search](#)

« 1 2 » 10 ▾

TA [TEACHER A](#)

Observer: EVSC Administrator
Form Name: EVSC Teacher Evaluation Rubric
Date Submitted: Jan 29, 2021 2:48:20 PM


Share **View**




5. Click on the Print button.

Observation Results for TEACHER A

[Back to Completed Observations](#)

Display Options ▾ Print Options ▾  **Print**



Observer:	Date Started:	Date Submitted:	Type:	Location:	Evaluation:
EVSC ADMINISTRATOR	Jan 22, 2021 12:56:40 PM	Jan 29, 2021 2:48:20 PM	Standard (Formal)	EVSC School	These results count towards evaluation